

Product Record

This documentation should be issued with, and kept for, each item or system. Please see the product label for the details required below. Consult this guide for advice on inspection, maintenance, lifespan, etc.

Owner / User's Name:			
Date of Manufacture:		Date of Purchase:	
Date of First Used:		Product Serial No.:	

Inspection & Maintenance Record

Date & Time	Type of Inspection & Comments	Name & Signature of Inspector	Next Inspection Due

Declaration Of Conformity

The EU Declaration of conformity is available by scanning the QR code or visiting - www.sar-products.com/eu-doc/



Certificate Of Conformity

We certify that the Rescue Strop conforms to the requirements set out in EN1498:2006, Class A & B (Rescue Loops). Individual components meet the relevant EN Standard where applicable. The SAR Rescue Strop is rated to 150kg

Signature:  For SAR Products Ltd

Specialist Access & Rescue Products Ltd.
Sarena House, Vulcan Street, Oldham, OL1 4LQ
+44 (0)161 621 0309 | sales@sar-products.com | www.sar-products.com



User Guide: Rescue Strop



Conforms to:

EN1498:2006 - Class A & B



Serial No.:

sar-products.com
+44 (0)161 621 0309
sales@sar-products.com

Rescue Strop

Important:

Please read and understand these instructions before use. This product should only be used by trained & competent operatives.

Use

The Rescue Strop is for use when a casualty needs to be secured and lifted/ lowered/ winched to a position of safety from an unstable/ dangerous situation.

Care should be taken that the casualty is not endangered by displacement of any components of this or any other system during the rescue.

It has a split chest design enabling the strop to be threaded around and under the casualty's arms to reduce the chance of disturbing the surrounding ground, as well as leg loops which can be easily adjusted to lift the casualty vertically or in a sitting position as desired.

THE RESCUE STROP IS FOR RESCUE ONLY - IT IS NOT A HARNESS

Users should be trained & competent, or under the supervision of such a person.

Note: The information in this guide meets the requirements of the EU PPE Regulation 2016/425. It is not comprehensive and cannot be substituted for the correct training, which can be provided if required. If in any doubt, contact SAR Products using the supplied information.

Fitting

Connect the delta maillon to the rescue rope or system. Check all connectors are done up. Fig.1

Unclip the karabiner and release the velcro patch to open the chest and leg loops. Fig.2

Fit the chest strap under the casualty's arms and clip the karabiner to the relevant loop for the casualty's size. The rear grab handle can be clipped for a small child. Slide down the yellow toggle. Fig.3

Fit the leg loops around the casualty's thighs and clip the karabiners to the central D ring. Fig.4

Adjust the leg loop strap for a vertical or sitting position. Fig.5

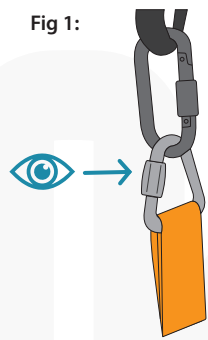


Fig 1:

Fig 2:

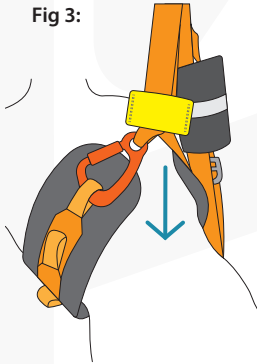


Fig 3:

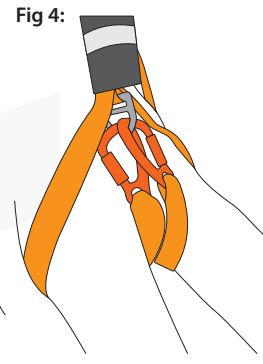


Fig 4:

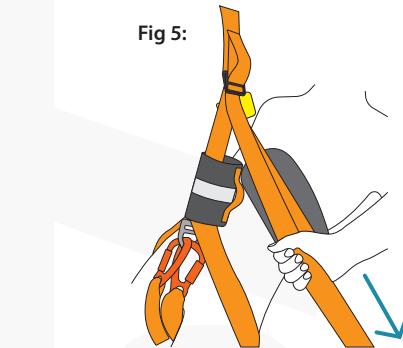


Fig 5:

Safety

The safety provided by the Rescue Strop is dependant on the scenario, the anchors used and the skill of the user. The strength and suitability will be reduced through factors such as, but not limited to, age, wear & tear, abrasion, cuts, high impact loads, tight/sharp edges, knots, some chemicals (e.g. strong alkalis), UV exposure, failure to store & maintain as recommended, etc.

A rescue plan should always be in place prior to any work at height.

Do not alter or repair the product in any way.

Any component subjected to a dynamic loading should be examined and discarded if there is any sign of defect, or any doubts about its safety.

Lifespan

The lifespan of any product will be affected by the conditions in which it is used and stored/ maintained. This product is manufactured using high grade polyester webbing. Textile components should be retired no later than 10 years after the Date of Manufacture.

Metal components will have an indefinite lifespan, depending on use.

The working life will be reduced through general wear and tear, abrasion, cuts, damage to component parts, inappropriate ancillary equipment, high impact load, prolonged exposure to UV light including sunlight, elevated temperature (50°C max), exposure to some chemicals (e.g. strong alkalis) or failure to store and maintain as recommended. This list is not exhaustive.

Inspection

Before each use, conduct a visual inspection and function test to ensure the product is in serviceable condition and operates correctly. A periodic examination should be carried out by a competent person at least every 12 months. These inspections should be recorded, paying particular attention to areas of potentially high wear such as attachment points, textiles, cams, bearings, etc. In the UK, the frequency of periodic inspection should be at least every 6 months; it is the user's responsibility to ensure they comply with the guidance for inspection in their own country or region.

Inspect as follows:

Textiles: Check for cuts, tears & abrasions, damage due to deterioration, contact with heat, alkalis or other corrosives, label legibility.

Sewing: Check for broken, cut, loose or worn threads.

Metals: Check for cracks, distortion, corrosion, wear by abrasion, burrs, worn or loose rivets or screws, discolouration caused by extreme heat (greater than 100° C) broken springs, seizure of moving parts, broken or missing components, marking legibility.

Immediately withdraw from service any items showing defects.

Any repairs must be carried out by the manufacturer or their authorised agent.

Anchorage

Anchor points should always be assessed for strength and suitability for the task (EN795, minimum 12kN). Sharp edges, abrasive or high temperature surfaces should be avoided or protected against.

Anchor points, wherever possible, should be above the user.

Maintenance

Always keep the product clean and dry. Any excess moisture should be removed with a clean cloth and then allowed to dry naturally in a warm room away from direct heat.

Metal parts may be lubricated with a dry PTFE lubricant or WD40 type spray. Excess lubricant should be wiped off to avoid attracting dirt.

Cleaning

Rinse in clean cold water. If still soiled, wash in clean warm water (max. 40°C) with pure soap or a mild detergent (within pH range of 5.5 to 8.5). A machine wash may be used, but care must be taken to protect against mechanical damage, for example by placing the item in a bag prior to washing. Rinse thoroughly in clean cold water.

Chemicals

Avoid contact with any chemicals which could affect the performance of the product. If contact occurs, or is suspected, then remove the product from service immediately.

If used in a marine environment, thoroughly rinse in clean cold water and dry after each use.

Storage

After cleaning, store unpacked in a cool, dry, dark place away from excessive heat sources or other possible causes of damage. Do not store wet. Transport in a suitable protective bag.

If a long shelf life is required it is advisable to store in a moisture proof package.

Markings

Each individual component is marked, where applicable, with:

- The name, trademark or any other means of identification provided by the manufacturer or supplier.
- The batch or serial number
- The date of manufacture (DoM)
- Product description and/or reference
- The British &/ or EN standard(s) to which the item conforms
- Load rating
- UKCA &/or CE mark

Strengths quoted are when the product is tested new and are in accordance with the manufacturer's test methods to the appropriate standard. Any weights and measurements are within the standard's specified tolerances.

Warning

Rescue is hazardous. It is the user's responsibility to ensure understanding of the correct and safe use of this equipment, to use it only for the purposes for which it is designed and to practise all proper safety procedures.

The time that a casualty is suspended should be kept to a minimum.

Attention should be paid to the dangers suspension trauma. The user shall ensure that the safe function of this product is not impaired by, and does not impair, the safe function of another component or system.

It is essential for the safety of the user that if the product is re-sold outside the original country of destination the reseller shall provide instructions for use, for maintenance, for periodic examination and for repair in the language of the country in which the product is to be used.

Nothing in this document affects the consumer's statutory rights.